

The Palladio Door Collection

Edition 1

Palladio Door Security Video
Palladio Door Manufacturing Video
and to see the full Range
Log onto

www.PalladioCollection.com



Dear Customer,

We are proud to present our new composite door. We think you will agree that it has been worth waiting for. It is by a long measure, in our opinion, the finest composite door on the market today. In ten years research and development we have left no stone unturned in our quest for the perfect product.

Our approach to this was innovative and radical. The composition of the door differs from all others in its MONOCOQUE structure. This structure gives it a massive strength-to weight ratio and is protected in Europe by patent number 1766176 (Patents in the USA and Canada pending). Apart from the monocoque design there are a lot of other innovative features to this door. For instance, we have designed and manufactured a hinge exclusively for this door, so it is visually concealed unlike the more commonly used flag hinge, which is unsightly. Our glazing system with beads that look like wood is also very attractive. As is evident from the following pages, our wood grain finish is superb, due to the fact that all our tooling is made in house. In a very unique process we replicate exactly the finish of a real oak door, 100% true to the original. Another feature of the door is its excellent U value rating of 0.205 as tested by the "Lambda" testing method.

In addition to this, all our glass is triple glazed and we use edgetech warm edge seals for the lowest U value possible of 0.7 .

We are dedicated to the pursuit of excellence and service to our loyal customers. We take this opportunity to thank you for your continued support. When we say the customer is king it is not an empty platitude, - we mean it!



Profile Developments

PALLADIO DOOR AND GLASS COLOUR INDEX

DOOR	GLASS	PAGE
Cairo	TG53 Red/ TG63 Red/ TG64 Red/ TG65/TG160	29, 30
Dublin	TG160 Red/ TG155Blue/ TG158 Black/ TG159 Black	39
Edinburgh	TG100/ TG101/ TG102/ TG103 Red	11, 12
Georgian Solid		1, 2
Georgian 2	TG7 Red/ TG8/ TG9 Red/ TG10 Red/ TG11/ TG12 Black	3, 4
Giza	TG60/ TG61/ TG62	40, 41
Joyce	TG178 Red/ TG180	35, 36
London	TG80 Red/ TG81	8
Monet	TG179/ TG171/ TG170 Red	31
Naples		41
Orpen	TG175 Red/ TG173/ TG174	27
Palermo Glazed	TG21/TG22/TG23/TG24 Black/TG104 Black TG110 Red/TG151/ TG152 Black/TG154 Black	22, 23, 24
Palermo solid	TG114/TG116/TG117	25, 26
Paris	TG70 Red/ TG71/ TG72 Red/ TG73 Red/ TG143 Black/ TG145 Black/ TG146 Black	5, 6, 7
Piscasso	TG161/TH162 Black/TG163	15, 16
Rome	TG90/ TG91 Blue/ TG132 Black/ TG133 Black/ TG135 Black/ TG136 Black	8, 9, 10
Ruben	TG164 Black/TG165/TG166	32
San Marco Solid		20
San Marco	TG13 Blue/ TG14/ TG15/ TG16/ TG157	17, 18, 19, 20, 21
San Tiago	TG59 Black	40
Seville	TG131 Red	10
Sunbeam 1 / 2	TG35 Black/ TG37/ TG38 Black & Red/ TG39/ TG40 Black & Red/ Geo Bar/TG36 Blue/ TG41/ TG42 Black & Red/ TG43/TG44 Black & Red	33, 34
T&G Solid	TG66 Black/TG67 Red/TG68/ TG69 Green	37
T&G	TG45 Red/ TG46/ TG47/ TG48/ Geo Bar	38
Turner	TG167/TG168 Black/TG169	28
Viking	TG127/ TG128 Black/ TG129	13, 14
Sidepanels & Accessories		41, 43, 44
Specifications		42





Automated state of the art stacking system



Door manufacturing plant



Advanced robotics manufacturing




CNC routing machine



Door after routing operation


Glass Type - TG6 Fanlight



Door Type - Georgian Solid

Glass Type - TG5

(Min. Glass Width 360 mm)





Door Type - Georgian 2

Glass Type - TG7

(Min. Glass Width 210 mm)








Door Type - Georgian 2

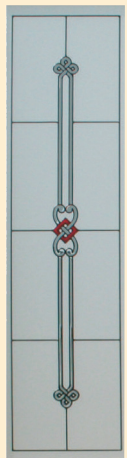
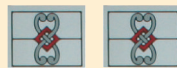
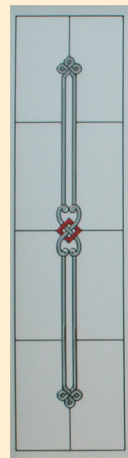
Glass Type - TG8

(Min. Glass Width 155 mm)

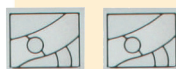
A fine example of our satinized glass for doors and sidelights. This product is produced in-house and is quite unique in it's crystal-like appearance as is evident in the picture on the left.




*Glass Type - TG9
(Min. Glass Width 150 mm)*





*Glass Type - TG10 Satinized
(Min. Glass Width 230 mm)*



*Glass Type - TG11 Satinized
(Min. Glass Width 360 mm)*



*Glass Type - TG12
(Min. Glass Width 360 mm)*







*Door Type - Paris
Glass Type - TG143 Satinized
(Min. Glass Width 200 mm)*



*Door Type - Paris
Glass Type - TG146 Satinized
(Min. Glass Width 240 mm)*





*Door Type - Paris
Glass Type - TG145 Satinized
(Side Light Min. Glass Width 200 mm)*

All doors on this page available with Contemporary Cranked Pullbar Handle supplied with Winkhaus AV2 Heritage Locking Systems. Option of Fingerpull Escutcheon or Traditional Lever Handles also available.

Please Note - All doors on this page supplied with spy view as standard



Door Type - Paris *Glass Type - TG73 Satinized*
 (Min. Glass Width 170 mm)



Glass Type - TG70
 (Min. Glass Width 210 mm)

Glass Type - TG71
 (Min. Glass Width 155 mm)

Please Note - All doors on this page supplied with spy view as standard

Door Type - Paris
Glass Type - TG72 Satinized
 (Min. Glass Width 240 mm)



All doors on this page available with Contemporary Cranked Pullbar Handle supplied with Winkhaus AV2 Heritage Locking Systems. Option of Fingerpull Escutcheon or Traditional Lever Handles also available.



Door Type - London

Glass Type - TG80

(Min. Glass Width 210 mm)



Door Type - London

Glass Type - TG81


(Min. Glass Width 155 mm)

Please Note - All doors on this page supplied with spy view as standard

Door Type - Rome

Glass Type - TG91 Satinized

(Min. Glass Width 150 mm)





Door Type - Rome

Glass Type - TG132 Satinized

(Min. Glass Width 200 mm)

Doors fitted with Winkhaus AV2 lock, it is recommended to have a PVC Threshold only, **Not A Low Aluminium Threshold**



Door Type - Rome

Glass Type - TG133 Satinized

(Min. Glass Width 200 mm)




Door Type - Seville

Glass Type - TG131 Satinized

(Min. Glass Width 200 mm)

All doors available with Contemporary Cranked Pullbar Handle supplied with Winkhaus AV2 Heritage Locking Systems. Option of Fingerpull Escutcheon or Traditional Lever Handles also available.

Please Note - All doors excluding the Seville supplied with spy view as standard



*Glass Type - TG135 Satinized
(Min. Glass Width 200 mm)*



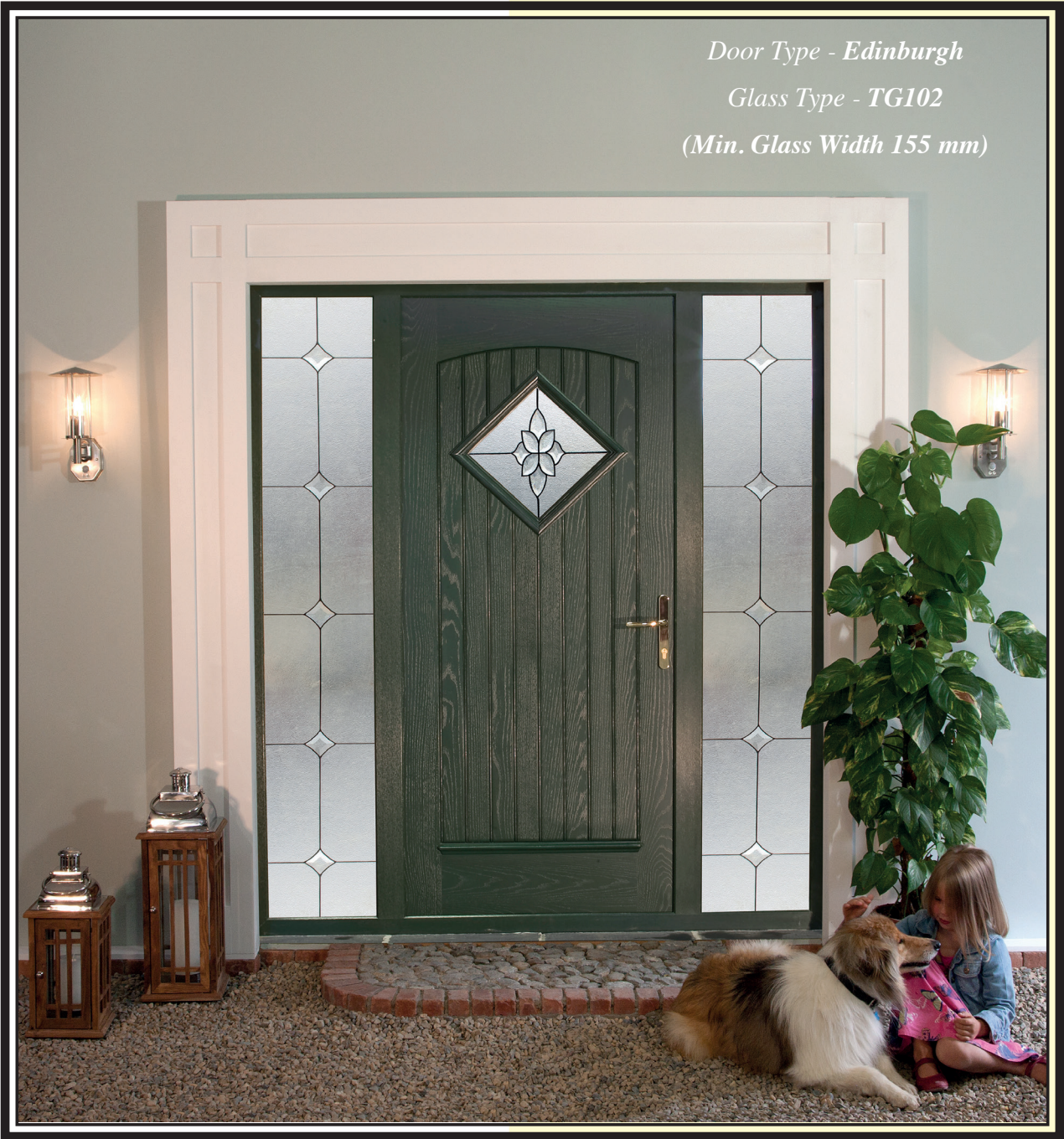
Door Type - Rome

Glass Type - TG136 Satinized

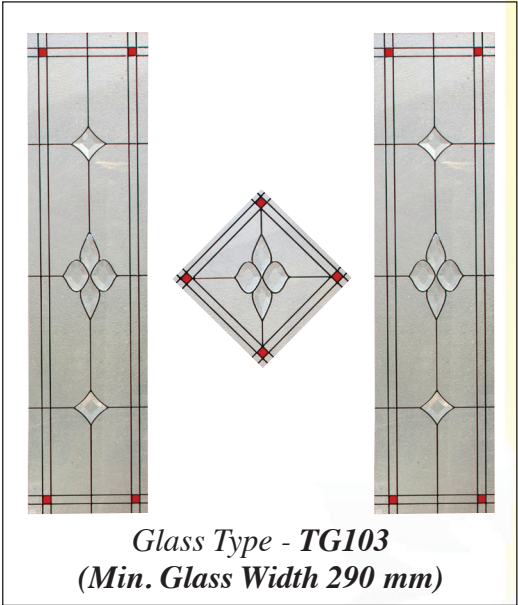
(Min. Glass Width 140 mm)



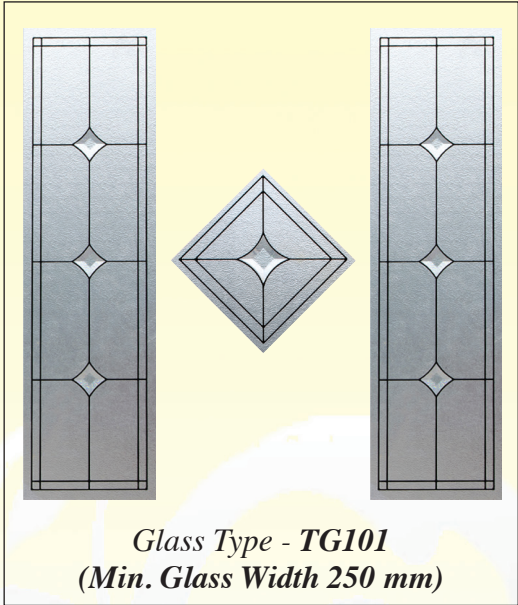
Door Type - Edinburgh
Glass Type - TG100
(Min. Glass Width 250 mm)




Door Type - *Edinburgh*
Glass Type - *TG102*
(Min. Glass Width 155 mm)



Glass Type - *TG103*
(Min. Glass Width 290 mm)



Glass Type - *TG101*
(Min. Glass Width 250 mm)



Door Type - Viking

Glass Type - TG129 Satinized

(Min. Glass Width 300 mm)



High Security Finger Pull Escutcheon created to compliment both contemporary and period door designs. The cylinder is protected behind a steel security shield with a reduced risk of cylinder attack, snapping or drilling.

All doors on this page excluding the San Marco available with Curved or Pullbar Handle supplied with Winkhaus AV2 Heritage Locking Systems. Option of Fingerpull Escutcheon or Traditional Lever Handles also available.

Doors fitted with Winkhaus AV2 lock, it is recommended to have a PVC Threshold only, **Not A Low Aluminium Threshold**



Door Type - *Viking*

Glass Type - *TG128 Satinized*

(Min. Glass Width 200 mm)



Door Type - *Viking*

Glass Type - *TG127 Satinized*

(Min. Glass Width 260 mm)



Door Type - Picasso

*Glass Type - TG161 Satinized
(Min. Glass Width 200 mm)*

*Please Note - All doors on this page
supplied with spy view as standard*

*Doors fitted with Winkhaus AV2 lock, it is recommended to have a PVC Threshold only, **Not A Low Aluminium Threshold***




Please Note - All doors on this page supplied with spy view as standard



Door Type - Picasso
Glass Type - TG162 Satinized
(Min. Glass Width 120 mm)




Door Type - Picasso
Glass Type - TG163 Satinized
(Min. Glass Width 300 mm)






*Door Type - San Marco
Glass Type - TG13 Satinized
(Min. Glass Width 230 mm)*




Door Type - San Marco

Glass Type - TG14


(Min. Glass Width 210 mm)



Glass Type - TG15
(min. Glass Width 150mm)



Glass Type - TG16
(min. Glass Width 250mm)


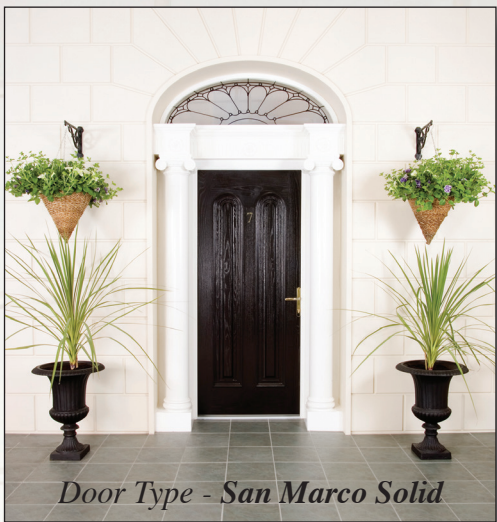


Glass Type - TG17 Fanlight






Door Type - San Marco

Glass Type - TG13 Satinized




Door Type - San Marco Solid






Door Type - *San Marco* Glass Type - *TG157 Satinized*
(Min. Glass Width 200 mm)

There is also an option of the very latest in security from Yale, Keyfree combines peace of mind with convenience by allowing you access and protect your property without the need of a key. Instead you can securely lock and unlock your home either by using a remote a control fob or by entering your own personal code into a built in keypad on your door.





Door Type - Palermo *Glass Type - TG152 Satinized*
(Min. Glass Width 200 mm)



Door Type - Palermo
Glass Type - TG151 Satinized
(Min. Glass Width 200 mm)



Doctors Knocker PVD Finish (optional extra)

Doors fitted with Winkhaus AV2 lock, it is recommended to have a PVC Threshold only, **Not A Low Aluminium Threshold**



Door Type - Palermo

Glass Type - TG110 Satinized

(Min. Glass Width 240 mm)



Door Type - Palermo


Glass Type - TG104

(Min. Glass Width 260 mm)

White




Cream



Red



Blue




Bog Oak




Green



Light Oak



Rosewood



Chartwell Green



Anthracite Grey



Glass Type - TG116 Fanlight



*Door Type - Palermo Solid
Glass Type - TG114
(Min Glass Width - 270mm)*



Glass Type -
TG118 Fanlight
Satinized

Door Type - Palermo Solid
Glass Type - TG117 Satinized
(Min Glass Width - 280mm)

Door Type - Orpen

Glass Type - TG175 Satinized

(Min. Glass Width 120 mm)




Please Note - All doors on this page supplied with spy view as standard



Door Type - Orpen

Glass Type - TG173 Satinized

(Min. Glass Width 100 mm)



Glass Type - TG174 Satinized

(Min. Glass Width 150 mm)

Doors fitted with Winkhaus AV2 lock, it is recommended to have a PVC Threshold only, **Not A Low Aluminium Threshold**

Door Type - **Turner**

Glass Type - **TG169 Satinized**

(Min. Glass Width 240 mm)




Please Note - All doors on this page supplied with spy view as standard



Door Type - **Turner**

Glass Type - **TG167 Satinized**

(Min. Glass Width 300 mm)



Glass Type - **TG168 Satinized**
(Min. Glass Width 120 mm)

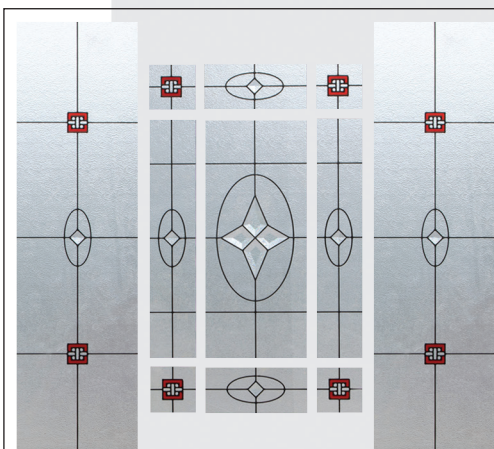
Doors fitted with Winkhaus AV2 lock, it is recommended to have a PVC Threshold only, **Not A Low Aluminium Threshold**




Door Type - Cairo

Glass Type - TG63 Satinized

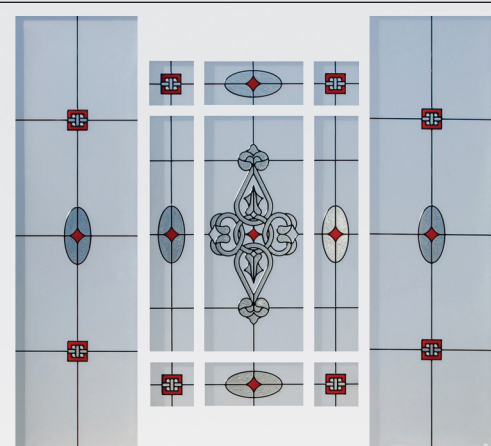
(Min. Glass Width 150 mm)




Glass Type - TG64
(Min. Glass Width 160 mm)



Glass Type - TG65
(Min. Glass Width 240 mm)



Glass Type - TG63 Satinized
(Min. Glass Width 160 mm)





Door Type - *Cairo*

Glass Type - *TG53 Satinized*

(Min. Glass Width 160 mm)

Door Type - Monet

Glass Type - TG179 Satinized

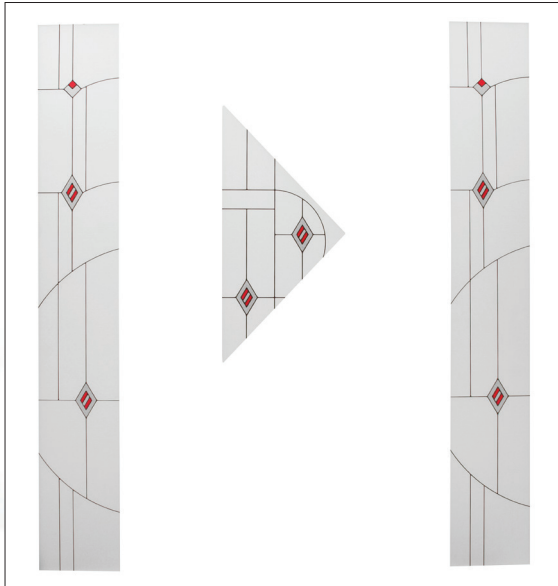
(Min. Glass Width 300 mm)



Door Type - Monet

Glass Type - TG171 Satinized

(Min. Glass Width 240 mm)



Glass Type - TG170 Satinized
(Min. Glass Width 240 mm)

Doors fitted with Winkhaus AV2 lock, it is recommended to have a PVC Threshold only, **Not A Low Aluminium Threshold**

Door Type - **Rubens**

Glass Type - **TG164 Satinized**

(Min. Glass Width 150 mm)




Please Note - All doors on this page supplied with spy view as standard



Door Type - **Rubens**

Glass Type - **TG166**

(Min. Glass Width 120 mm)



Glass Type - **TG165**
(Min. Glass Width 140 mm)

Doors fitted with Winkhaus AV2 lock, it is recommended to have a PVC Threshold only, **Not A Low Aluminium Threshold**



Door Type - Sunbeam 1

Glass Type - TG35

(Min. Glass Width 220 mm)



Door Type - Sunbeam 1


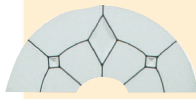

Glass Type - GEORGIAN BAR




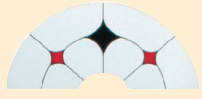

Door Type - Sunbeam 2

Glass Type - TG36 Satinized

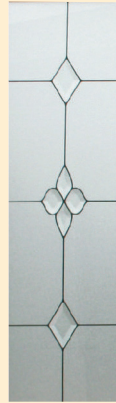
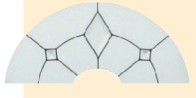
(Min. Glass Width 230 mm)





Glass Type - TG37
(Min. Glass Width 150 mm)




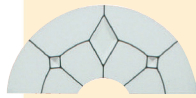
Glass Type - TG38
(Min. Glass Width 220 mm)




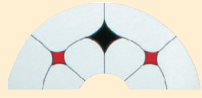
Glass Type - TG39
(Min. Glass Width 210 mm)



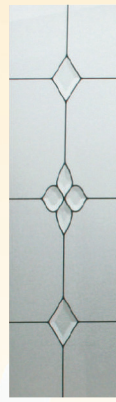
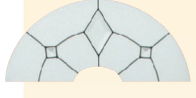

Glass Type - TG40
(Min. Glass Width 210 mm)




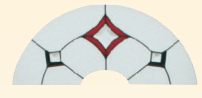
Glass Type - TG41
(Min. Glass Width 150 mm)




Glass Type - TG42
(Min. Glass Width 220 mm)



Glass Type - TG43
(Min. Glass Width 210 mm)



Glass Type - TG44
(Min. Glass Width 210 mm)





Our designer handles add a stylish and contemporary look to our doors, ensuring customer satisfaction.

Our customers are spoilt for choice with such a wide variety of glass designs available.

Our unique door designs allow us to offer a style to suit every home owner.

Doors fitted with Winkhaus AV2 lock, it is recommended to have a PVC Threshold only, **Not A Low Aluminium Threshold**



Door Type - Joyce

Glass Type - TG178 Satinized

(Min. Glass Width 240 mm)

Door Type - Joyce

Glass Type - TG180 Satinized

(Min. Glass Width 180 mm)

Doors fitted with Winkhaus AV2 lock, it is recommended to have a PVC Threshold only, Not A Low Aluminium Threshold




Door Type - T&G Solid Glass Type - TG66

(Min. Glass Width 210 mm)



*Glass Type - TG67 Satinized
(Min. Glass Width 230 mm)*



*Glass Type - TG69
(Min. Glass Width 210 mm)*

Please Note - T&G Solid available with spy view fitted as standard or with a spy view knocker as an optional extra

*Door Type - T&G Solid
Glass Type - TG68
(Min. Glass Width 200 mm)*






Door Type - **T&G**

Glass Type - **TG45**

(Min. Glass Width 300 mm)



Glass Type - **TG46 Satinized**
(Min. Glass Width 325 mm)



Glass Type - **TG47**
(Min. Glass Width 250 mm)

T&G Light Oak.


*This door demonstrates
our distinctive woodgrain
effect.*



Door Type - **T&G**

Glass Type - **TG48**

(Min. Glass Width 300 mm)





Door Type - *Dublin*

Glass Type - *TG158 Satinized*

(Min. Glass Width 260 mm)



Door Type - *Dublin*

Glass Type - *TG160 Satinized*

(Min. Glass Width 200 mm)



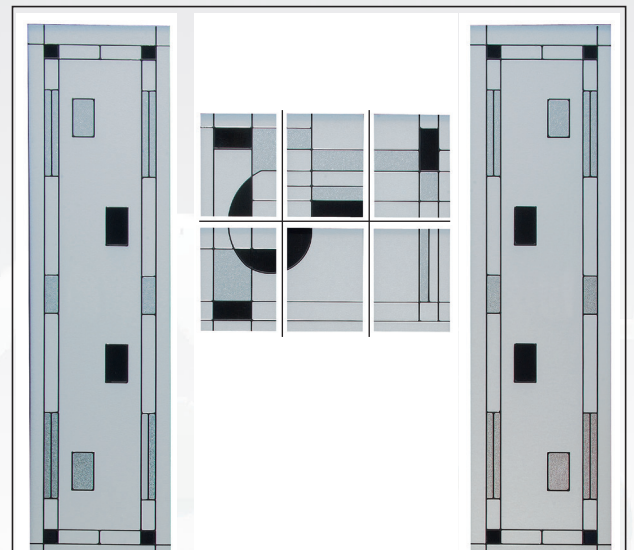
Door Type - *Dublin*

Glass Type - *TG155*

(Min. Glass Width 140 mm)



All doors on this page available with Contemporary Curved or Pullbar Handle supplied with Winkhaus AV2 Heritage Locking Systems. Option of Fingerpull Escutcheon or Traditional Lever Handles also available.




Glass Type - *TG159 Satinized*
(Min. Glass Width 260 mm)



Door Type - *San Tiago* Glass Type - *TG59*

(Min. Glass Width 210 mm)



Glass Type - *TG60*
(Min. Glass Width 280 mm)



Glass Type - *TG61 Satinized*
(Min. Glass Width 360 mm)



Door Type - *Giza*

Glass Type - *TG62*

(Min. Glass Width 330 mm)



Door Type - Giza



Door Type - Naples

Side Panels


1/2 Glin



T&G 1/2 (Smooth Finish)



Barony 1/2 (Smooth Finish)



Composite	65mm fibreglass reinforced Monocoque Composite Door, Patented Design protected in Europe by patent no 1766176, Canadian and US Pending		
Door Colours	White, Cream, Red, Blue, Green, Bog Oak, Rosewood, Anthracite Grey, Chartwell Green and Light Oak		
Double Rebate	Double rebate using two seals achieving excellent draught proofing		
Single Door Slab Size	Min. 782 mm x 1855 mm Max. 910 mm x 2095 mm <i>Please Note: with low Stormguard Plus threshold, max height 2181mm, min 1942mm with low Stormguard threshold, max height 2163mm, min 1923mm With 57mm uPVC threshold, max height 2171mm, min 1931mm</i>	Single Door With Frame	Min. 878 mm x 1951 mm Max. 1006 mm x 2191 mm
AV2 Lock with Leaf Only	Less 96mm from complete door with frame Available for Linar and Kommerling Profile only		
AV2 Lock with Frame	<i>Including 1200 pull handle and 600 curved handle</i> Min Size 911 - Paris, London, Rome, Viking, Edinburgh, Seville, T&G Min Size 901 - Dublin, Giza, Santiago		
AV2 Lock and Frame with Escutcheon	Min size 916 - Georgian, Naples, Cairo, Palermo Min size 891 - Sunbeam, T&G, Paris, London, Rome, Viking, Edinburgh, Seville Min size 901 - San Marco, Dublin, Giza, Santiago		
Warning	<i>Doors fitted with Winkhaus AV2 lock, it is recommended to have a PVC Threshold only, Not A Low Aluminium Threshold</i> <i>Double doors are recommended to have a PVC Threshold only, Not A Low Aluminium Threshold</i>		
U Value rating	Door body U Value - 0.205, Triple glaze U value - 1.1, combined U value - 0.64 Solid Door U Value including frame - 0.85 / Glazed Door U Value including frame - 0.98		
Glazing beads	Designed to be removed internally		
Triple Glazing	Triple glazed units using warm edge, available in all doors. Backing glass, available as standard in Clear, Cotswold, Minister, Stippolite and Flemish. * other obscure glass available optional extra (time delay). All satinized triple glazed units available with clear glass only.		
Lock type	2 hook 2 shootbolt 2 roller and deadlatch / Winkhaus AV2 Heritage lock optional extra / PAS 23/24 Approved Thumb turns to be used with the AV2 Winkhaus lock All door furniture and locks have a 12 month guarantee		
Door numerals	Supply only available 0-9 in Gold, Chrome, Black and Satin Silver		
Warning	In the event of a door being fitted behind a Glazed Patio Door, the area needs to be well vented to prevent the excessive build up of heat. Satinized and flemish glass may have imperfections as the raw material is prone to slight flaws or blemishes		
Hardware	High quality handle, letter plate, door knocker solid or with spyview, all available with 12 month warranty. MANUFACTURED TO BS 7412		
Hardware Colour	Black, Gold, Bright Chrome, Satin Silver, Smokey Chrome and White. Door knobs supply only Gold and Chrome.		
Handle type	Lever / Lever	Lever / Pad	BS 7412 and BS 1670:1998
Handle Maintenance	Stainless pull handles must be maintained every few months with soap and water to avoid discolouration . Do not use any abrasive cleaners		
Hinge type	Rebated hinge available White, Caramel, Black and Cream		
PVC outerframe option extra*	70mm with galvanized steel reinforcing		
PVC outerframe & Sidelight colour	White, Cream, Red, Blue, Bog Oak, Green, Rosewood, Light Oak, Chartwell Green and Anthracite Grey available using 28mm triple glazed sidelights		
Threshold	Extra strong - standard and low thresholds available		
	<i>Please note, owing to the photographic and printing process used, colour may vary from the printed brochure.</i>		

Accessories


Threshold Options



77mm uPVC Full Frame Threshold
Distance from bottom of door leaf to bottom of threshold - 48mm




57mm uPVC Low Threshold
Distance from bottom of door leaf to bottom of threshold - 28mm



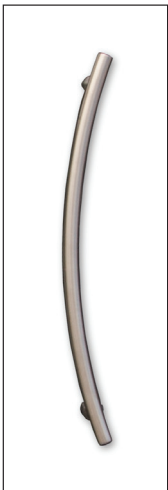
Stormguard Low Aluminium Threshold
Distance from bottom of door leaf to bottom of threshold - 20mm.
Available in Gold and Silver.




Stormguard Plus Threshold
Distance from bottom of door leaf to bottom of threshold - 38mm.
Available in Silver only.



Slendertech Handle



600mm Curved Handle



1200mm Offset Handle




YALE Keyfree
Available in Gold and Chrome
The YALE Keyfree Connected Smart Lock gives you the freedom without the need of a key.



Milenco
The Mantis 3 Lock can be used with a Lever Lever or Lever Pad handle, the lock consists of eight locking points, two roller cams, two linear bolts, two hooks, a thumb latch and a dead bolt.

GU Automatic Electric Lock
The GU Automatic lock gives automatic security. Simply close the door, 2 latches automatically throw and become rigid deadbolts which are locked against being forced back.



Winkhaus AV2 Heritage lock
An automatic multi-point locking system which is operated as soon as the door closes.









Magnum Superior Series Cylinder (optional extra)
*Superior physical strength - Cylinder design that prevents lock bumping
Anti-snap now with break points allowing interior key to work even if external snap damage occurs*

Door Knockers

Doctors Knocker available only in Bright Chrome and Gold.
Urn Knockers also available with Viewer

							
Doctors Knocker Chrome	Doctors Knocker Gold	Black	Gold	Bright Chrome	Satin Silver	Smokey Chrome	White



Letterbox

					
Black	Gold	Bright Chrome	Satin Silver	Smokey Chrome	White

Escutcheon

		
Round Stainless Brushed Steel	Gold Finger Pull	Bright Chrome Finger Pull

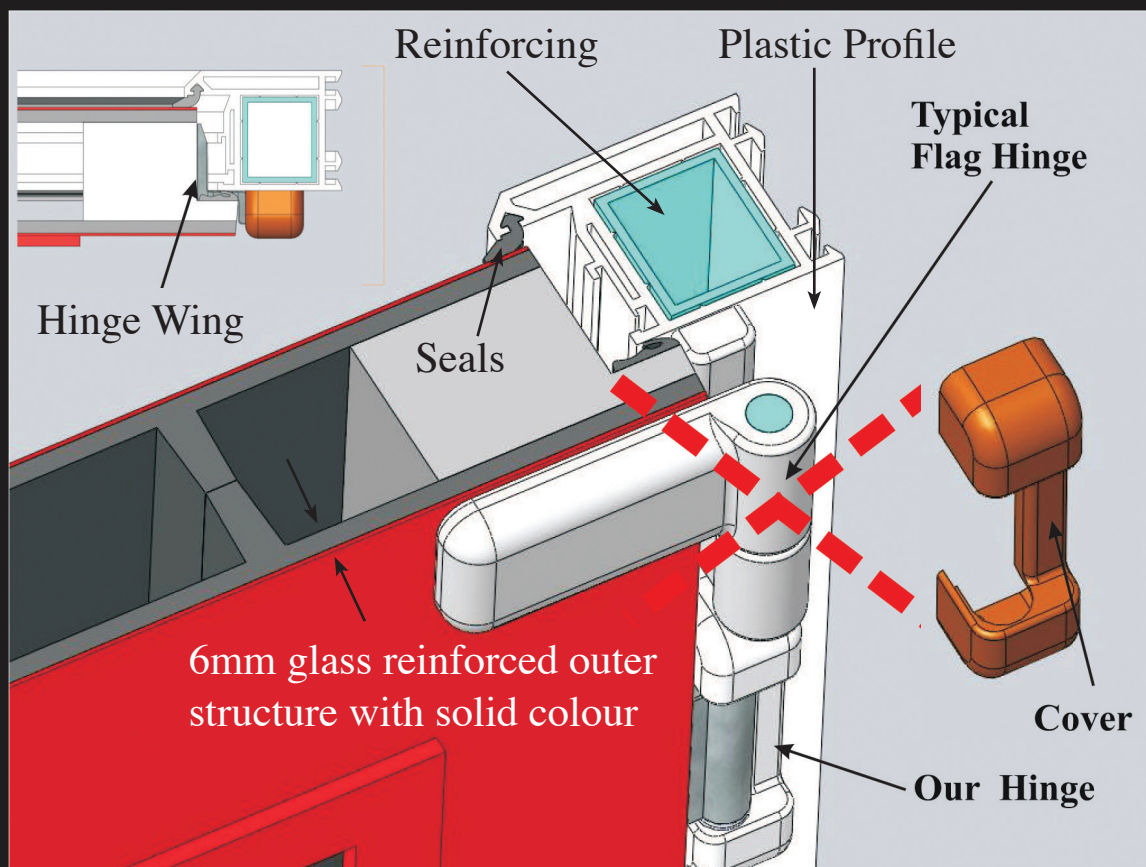
Door Knobs

	
Gold	Bright Chrome

Door Handles

					
Black Lever	Gold Lever	Bright Chrome Lever	Satin Silver Lever	Smokey Chrome Lever	White Lever
					
Black Lever Pad	Gold Lever Pad	Bright Chrome Lever Pad	Satin Silver Lever Pad	Smokey Chrome Lever Pad	White Lever Pad

We have an extensive selection of furniture for our doors in various colours, enabling you to customise your door. Our designer handles add a stylish and contemporary look to our doors, ensuring customer satisfaction.



This 3D generated photo demonstrates the advantage of our unique hinge. As is evident from the above picture, this hinge is not attached to the outside of the door, and therefore enhances the appearance of the door, unlike a more conventional flag hinge - as seen on the left. Double seal and rebate.



Here you see our superior **MONOCOQUE** structure and the advantage it holds over its competitors as demonstrated on the opposite page.



With Your Security And Safety In Mind



Fig. 1



Fig. 2

Above all we are a design and innovation led company, and this will always shine through in the finished product. We start with the project design, then manufacture the machine we require and finally manufacture the product. Figure 1 shows the oak pattern from which the final mould will be produced.



The picture above shows conventional composite doors, comprised of two 2mm skins bonded to a foam core.



To dispel any lingering doubt you may have, we have carried out our own rudimentary test using a 4x4 vehicle.

Figure 2 shows finished door from the original tooling.

Figure 3 is a good example of bad tooling design that lacks character.

On the other hand, compare this to Figure 4 which you can judge for yourself.



Fig. 3



Fig. 4



Profile Developments

GLIN, Co. LIMERICK, IRELAND.

Telephone: 00353-68-34312 (5 Lines) Fax: 00353-68-34492

Website: www.profiledevelopments.com - Email: info@profiledevelopments.com

© Profile Developments have design copyright on all panel designs and glasswork designs

Palladio Door Security Video
Palladio Door Manufacturing Video
and to see the full Range
Log onto

www.PalladioCollection.com

Distributed by:

